

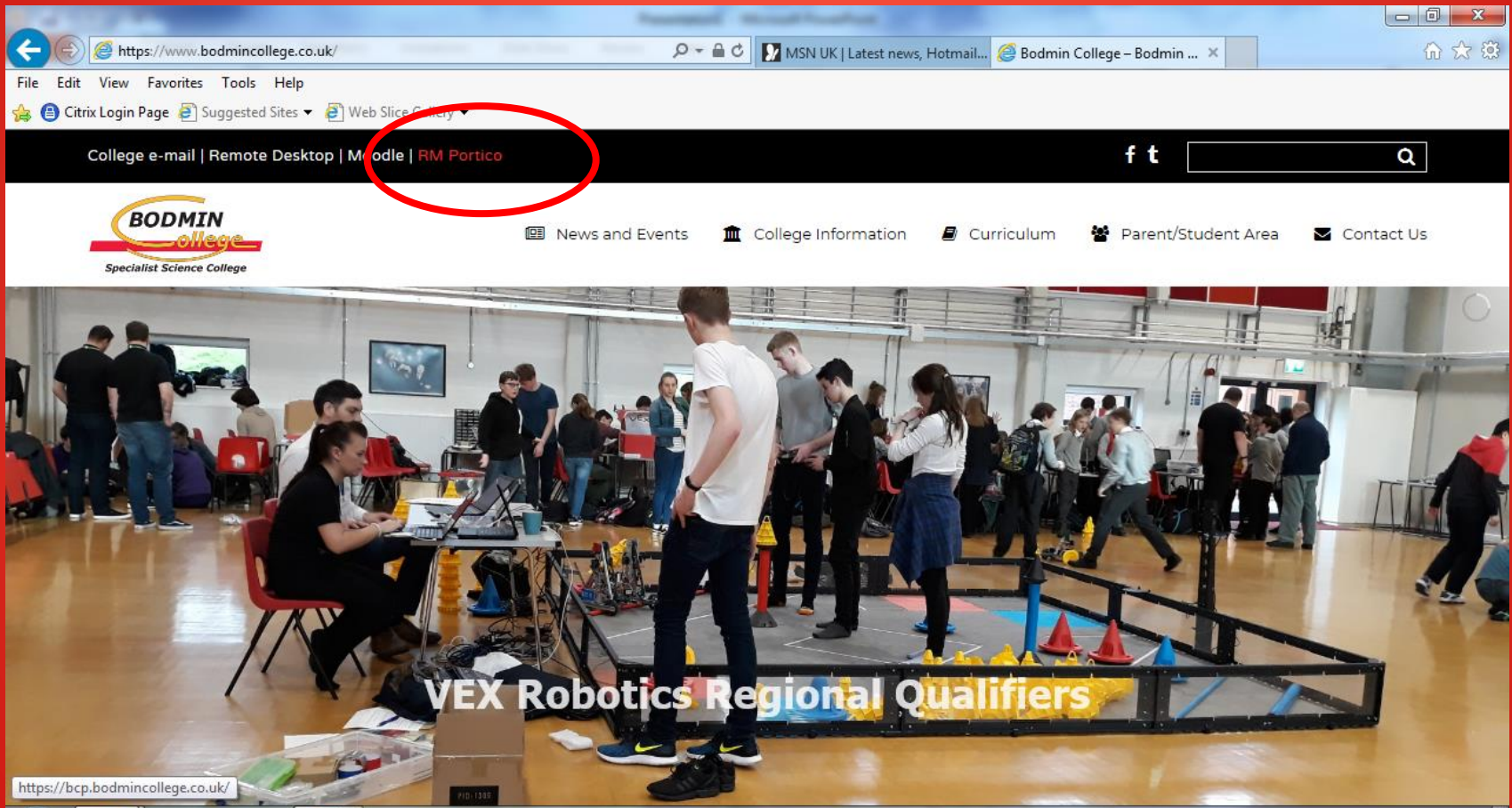
Did You Know You Can
Access Your School
Work From Home?

www.bodmincollege.co.uk

Lost your memory
stick? Never mind,
you don't need it
anyway!

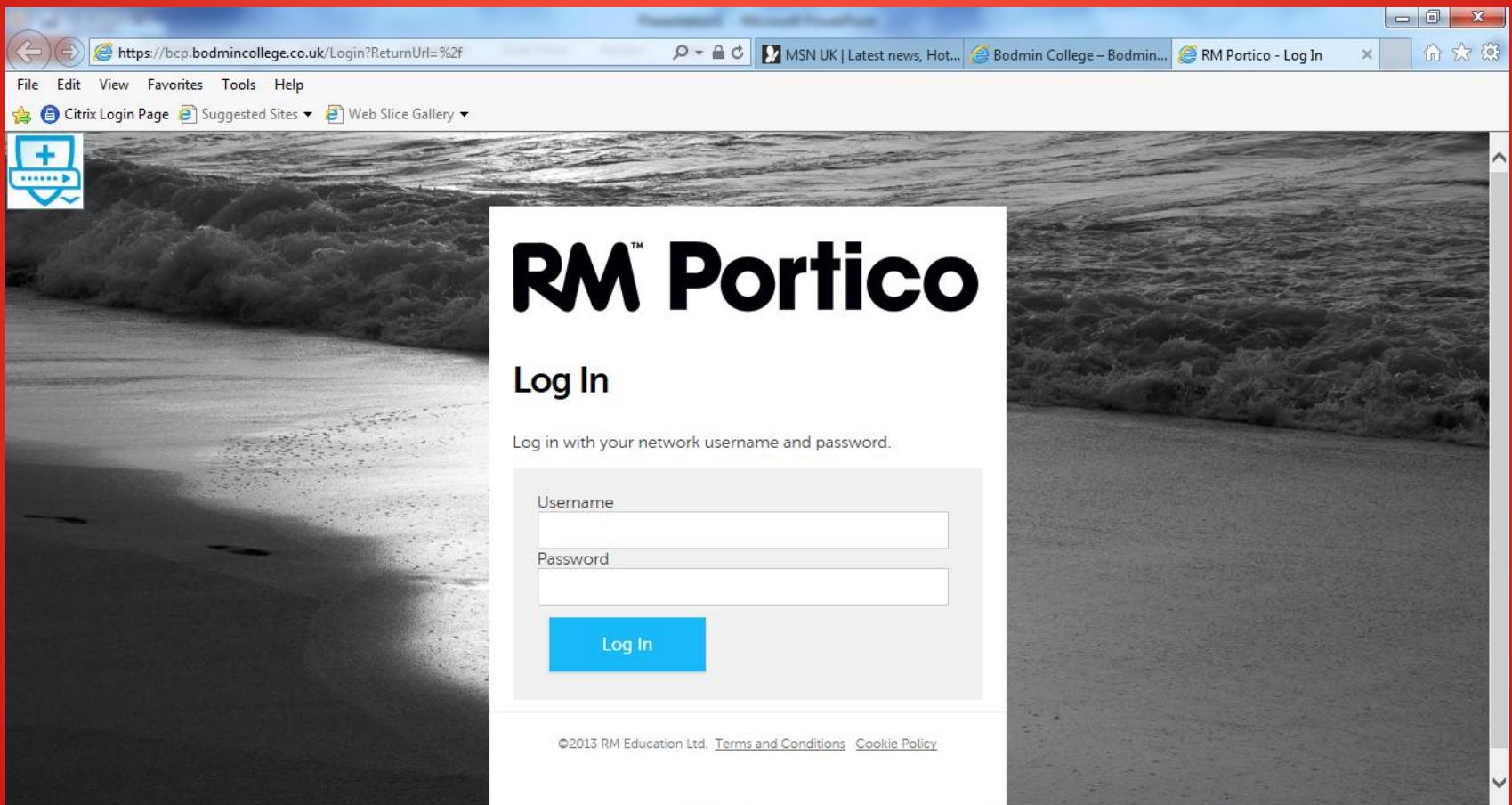


Click on RM Portico



The image shows a screenshot of a web browser displaying the Bodmin College website. The browser's address bar shows the URL <https://www.bodmincollege.co.uk/>. The navigation menu at the top includes links for "College e-mail", "Remote Desktop", "Module", and "RM Portico", with "RM Portico" circled in red. Below the navigation menu is the Bodmin College logo, which reads "BODMIN college Specialist Science College". To the right of the logo are navigation links for "News and Events", "College Information", "Curriculum", "Parent/Student Area", and "Contact Us". The main content area features a large photograph of students in a workshop setting, with the text "VEX Robotics Regional Qualifiers" overlaid at the bottom. A small URL <https://bcp.bodmincollege.co.uk/> is visible in the bottom left corner of the image.

Enter your login details



https://bcp.bodmincollege.co.uk/Login?ReturnUrl=%2f

File Edit View Favorites Tools Help

Citrix Login Page Suggested Sites Web Slice Gallery

RMTM Portico

Log In

Log in with your network username and password.

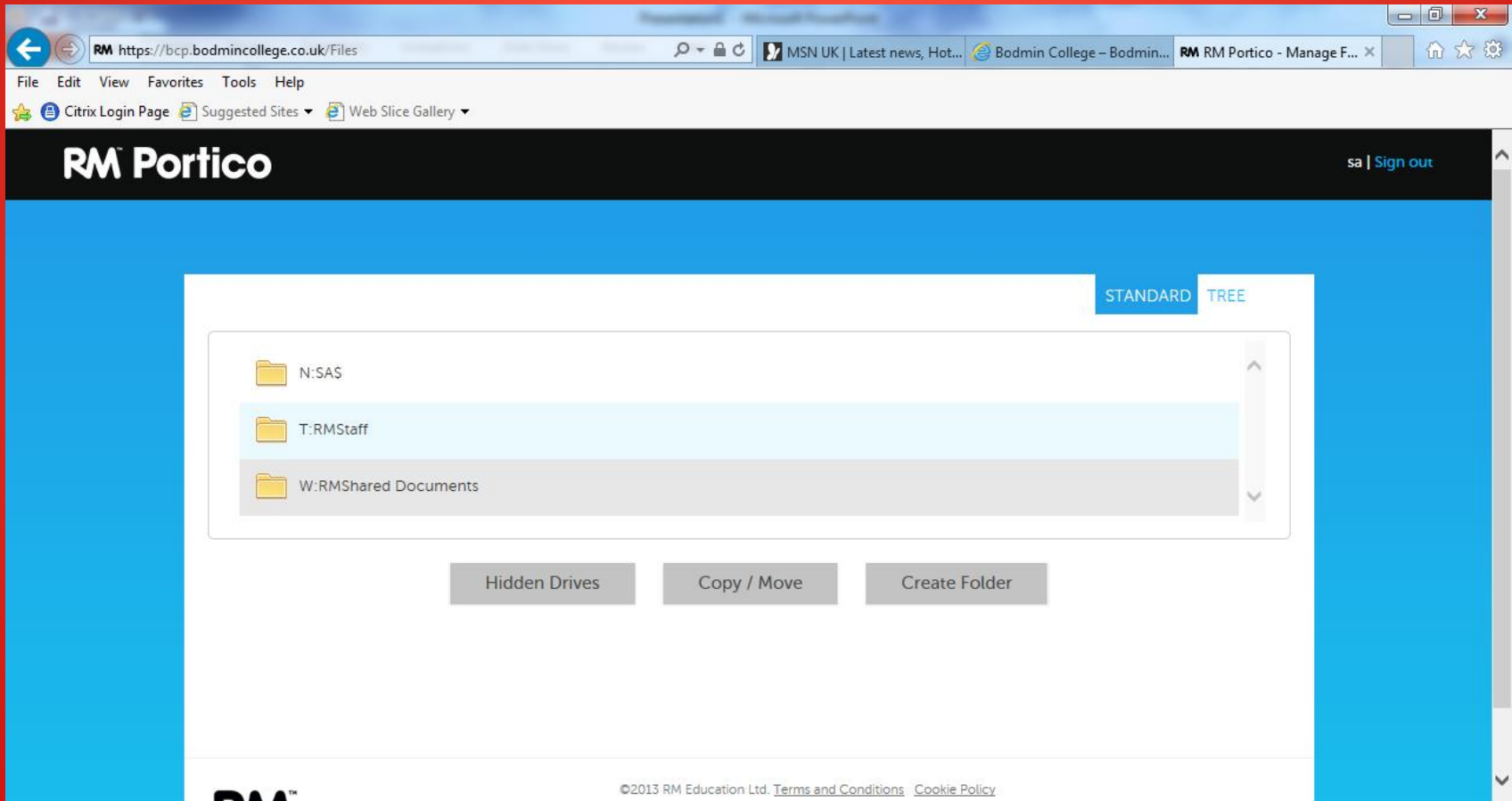
Username

Password

Log In

©2013 RM Education Ltd. [Terms and Conditions](#) [Cookie Policy](#)

You can access your own folder AND Shared



The screenshot displays the RM Portico web interface in a browser window. The address bar shows the URL <https://bcp.bodmincollege.co.uk/Files>. The page header includes the "RM Portico" logo and a user profile "sa | Sign out". The main content area features a file management interface with a "STANDARD" view selected. A list of folders is shown:

- N:SAS
- T:RMStaff
- W:RMSHared Documents

Below the folder list are three buttons: "Hidden Drives", "Copy / Move", and "Create Folder". The footer contains the text "©2013 RM Education Ltd. [Terms and Conditions](#) [Cookie Policy](#)".

When you're finished, just sign out!

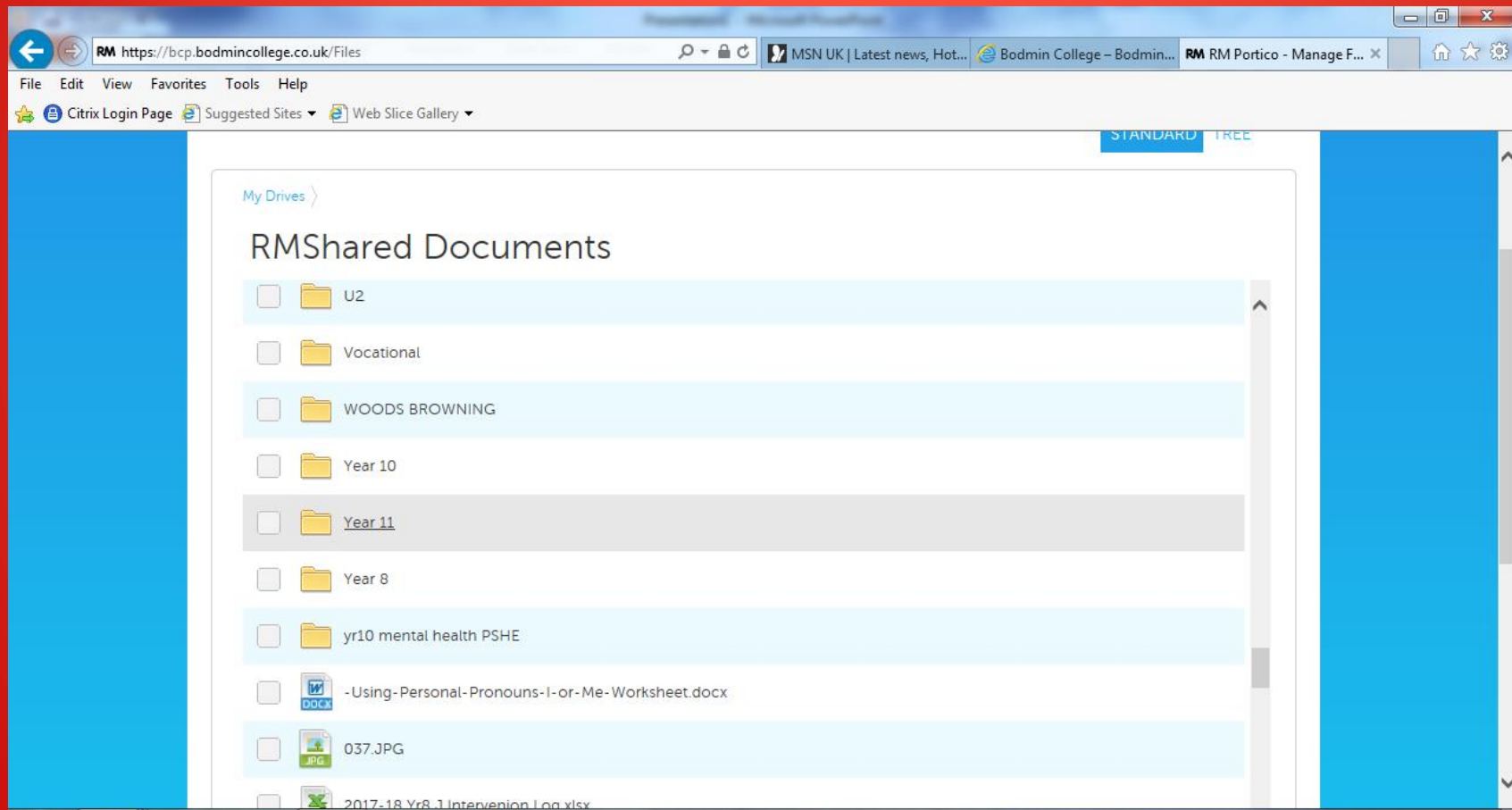
The screenshot shows a web browser window with the URL <https://bcp.bodmincollege.co.uk/Files>. The browser's address bar and tabs are visible at the top. The main content area displays the 'RM Portico' logo on the left and a user profile 'sa | Sign out' on the right, which is circled in red. Below the logo, there are tabs for 'STANDARD' and 'TREE'. The main content area shows a breadcrumb path 'My Drives > RMsShared Documents >' followed by the heading 'Year 11'. Underneath, there is a list of folders, each with a checkbox and a folder icon:

- 11.2 C.Vs and Personal statements
- Hannah KennedyJackson Resources
- Independent Learning
- PIXL Best Lessons
- UniFrog
- Y10 Summer Term Careers

The background features a light gray gradient with numerous thin, vertical, slightly wavy lines in a muted green color. A solid, medium-green horizontal bar spans the width of the page, positioned in the lower half. The text is centered within this bar.

Specific Information for Year 11

In Shared, click on the Year 11 folder to find lots of useful revision resources



Including Hannah Kennedy-Jackson & PiXL

