



# ASSESSMENT INFORMATION

---

**SUMMER TERM 2026**  
**YEAR 7 EDITION**



# THE LEARNING CYCLES

## YEAR 7 - SUMMER TERM



### LEARN

Students are taught new content during their lessons. Teachers will regularly check understanding and set specific homework tasks to support learning.



### ASSESS

Students sit standardised assessments in their lessons to check their knowledge of the content studied across the learning cycle, and relevant prior learning.



### IMPROVE

Gaps in learning identified from the assessments sat by students will be re-taught by teachers and students will be given the opportunity to undertake specific activities to improve.

### LEARN

23RD FEB – 22ND MAY

### ASSESS

2ND – 16TH JUNE

### IMPROVE

22ND JUNE – 17TH JULY



STUDENTS WILL RECEIVE PERSONALISED ASSESSMENT TIMETABLES TO ALLOW THEM TO PLAN THEIR TIME AND REVISION.

# SUPPORTING YOUR CHILD

## YEAR 7 - SUMMER TERM

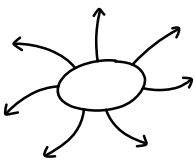


At Bodmin College, we encourage students to use these simple revision strategies:

**Brain Dumps | Mind Maps | Flash Cards | Quizzing**

These help students build confidence, remember key knowledge, and become more independent learners.

### MIND MAPS



Students put the topic in the middle of the page, then build out the key ideas using words, diagrams or colour.

#### How you can help:

Ask them to describe the five most important parts of their mind map.

### BRAIN DUMP



Students recall everything they can without notes, then check and add any missed points in a different colour.

#### How you can help:

Ask them to talk through their brain dump with you or explain what they added afterwards.

### FLASH CARDS



Simple is best. One question on the front, the answer on the back.

#### How you can help:

Test them for five minutes - little and often is more effective than long sessions.

### QUIZZING



Students practise key knowledge using cover-and-answer, online quizzes, or by making a 10-question test

#### How you can help:

Ask them to complete a short quiz or help them create one.

**WANT TO LEARN MORE?  
CLICK HERE TO ACCESS THE RESOURCES**

## HOW TO SUPPORT AT HOME

- Encourage short, regular revision session.
- Test them with flash cards or quick-fire questions.
- Ask them to "teach you" what they've learned.
- Celebrate small wins — confidence grows step by step.



# LEARNING CHECKLIST

YEAR 7 - SUMMER TERM

ENGLISH



What do you need to know about?	RAG		
<b>Linguistic Techniques</b>			
Identify and analyse key language techniques including metaphor, symbolism and pathetic fallacy.			
Explain the purpose and effect of dramatic methods, including stage directions and soliloquies.			
Identify iambic pentameter and explain its effect.			
Make clear inferences using evidence from the text.			
<b>Grammar and Sentence Structures</b>			
Identify and explain syntax, including simple, compound and complex sentences.			
<b>Structure and Character</b>			
Explain structural features including protagonist, character transformation and Freytag's Pyramid.			
<b>Big Ideas and Context</b>			
Explain key ideas in The Tempest, including hierarchy, colonialism and patriarchy.			
Explain the Great Chain of Being and its relevance to the play			
Explain the relationship between coloniser and colonised characters (Prospero and Caliban)			
<b>Analytical Writing (What - How - Why)</b>			
Write a clear thesis and topic sentence.			
Select quotations and analyse language and structural choices			
Explain the writer's intentions and write a full analytical paragraph using What-How-Why			

# LEARNING CHECKLIST

YEAR 7 - SUMMER TERM

MATHS



What topics do you need to know about?	Sparx Code	RAG		
Find the perimeter of simple shapes inc. on a grid	M635/M920			
Find the area of rectangles and triangles.	M390/M610			
Area of parallelograms and trapezia	M291/M705			
Area and perimeter of compound shapes	M690/M269			
Solve one and two step equations	M707/M634			
Solve equations involving fractions	M401/M387 M647			
Solve equations with brackets	M902			
Form and solve linear equations	M935			
Order, Simplify and find equivalent fractions	M671/M335/M410			
Add and subtract fractions	M835			
Multiply fractions and divide fractions	M157 M110			
Find fractions of amounts	M695 M684			
Find percentages of amounts	M437 M905			
Write and simplify a ratio & write in the form 1:n	M885 M543			
Solve direct proportion problems	M478			
Find angles around a point, on a straight line, in triangles and quadrilaterals.	M818/M351M679			
Identify and name types of angles	M502			
Use quadrilateral properties to find their angles	M393			
Division with Decimals	M491			

## FIVE TOP TIPS FOR REVISING



1	IDENTIFY key areas by using the RAG ratings – Which topics are you least confident in?
2	Pick ONE topic to improve at a time – Little & Often Revision!
3	IMPROVE your confidence in each topic, by using the "Independent Learning" tab on Sparx.
4	Work through the 3 question levels – Introduce / Strengthen / Deepen.
5	REFLECT on how well you understand each topic you complete, by updating your RAG ratings.

# LEARNING CHECKLIST

YEAR 7 - SUMMER TERM

MATHS - B



What topics do you need to know about?	Sparx Code	RAG		
<b>Decimals and Negative Numbers</b>	Add and subtract decimals			
	Multiply an integer by a decimal			
	Divide a decimal by an integer			
	Add, subtract, multiply and divide with negative numbers			
<b>Algebra</b>	Substitution			
	Simplifying expressions			
	Expanding brackets			
	Function machines			
	Solving simple equations			
<b>Shape and Measure</b>	Perimeter			
	Area of rectangles			
	Area of triangles			
	Area of parallelograms			
	Area of compound shapes			
<b>Fractions and Percentages</b>	Equivalent and simplifying fractions			
	Fractions of amounts			
	Percentages of amounts (including 1%, 10%, 25%, 50% and 75%)			
	Add and subtract fractions			

## FIVE TOP TIPS FOR REVISING



1	IDENTIFY key areas by using the RAG ratings – Which topics are you least confident in?
2	Pick ONE topic to improve at a time – Little & Often Revision!
3	IMPROVE your confidence in each topic, by using the "Independent Learning" tab on Sparx.
4	Work through the 3 question levels – Introduce / Strengthen / Deepen.
5	REFLECT on how well you understand each topic you complete, by updating your RAG ratings.

# LEARNING CHECKLIST

YEAR 7 - SUMMER TERM

MATHS - B



What topics do you need to know about?	Sparx Code	RAG		
<b>Multiplication and Division</b>	Multiplication and division facts (3, 6, 7, 9, 11 and 12 times tables)			
	Multiply and divide by 10 and 100			
	Multiply 2-digit and 3-digit numbers by a 1-digit number			
	Divide 2-digit and 3-digit numbers by a 1-digit number (including remainders)			
	Related multiplication and division facts			
<b>Number Skills</b>	Read, write and represent numbers up to 10 million			
	Partition numbers			
	Compare and order numbers			
	Place numbers on number lines			
	Round numbers to the nearest 10, 100 and 1,000			
	Find 1, 10, 100 and 1,000 more or less			
	Negative numbers			
<b>Factors, Multiples and Number Patterns</b>	Factors and multiples			
	Highest Common Factor (HCF)			
	Lowest Common Multiple (LCM)			
	Prime numbers			
	Square numbers			

## FIVE TOP TIPS FOR REVISING



1	IDENTIFY key areas by using the RAG ratings – Which topics are you least confident in?
2	Pick ONE topic to improve at a time – Little & Often Revision!
3	IMPROVE your confidence in each topic, by using the "Independent Learning" tab on Sparx.
4	Work through the 3 question levels – Introduce / Strengthen / Deepen.
5	REFLECT on how well you understand each topic you complete, by updating your RAG ratings.

# LEARNING CHECKLIST

YEAR 7 - SUMMER TERM

SCIENCE

What do you need to know about?	RAG		
Investigating the energy content of foods <a href="#">Click here to be taken to the online revision resource</a>			
Dietary requirements <a href="#">Online Resource 1</a> and <a href="#">Online Resource 2</a>			
Food chains and webs <a href="#">Online Resource 1</a> and <a href="#">Online Resource 2</a>			
The creation of the Periodic table <a href="#">Online Resource 1</a> and <a href="#">Online Resource 2</a>			
Properties of elements <a href="#">Click here to be taken to the online revision resource</a>			
The pH scale and neutralisation <a href="#">Online Resource 1</a> and <a href="#">Online Resource 2</a>			
Balanced and unbalanced forces <a href="#">Click here to be taken to the online revision resource</a>			
The solar system <a href="#">Click here to be taken to the online revision resource</a>			
Planetary orbits <a href="#">Click here to be taken to the online revision resource</a>			

## FIVE TOP TIPS FOR REVISING



1	Create mind maps using the above links and your own knowledge.
2	Create flash cards.
3	Create quizzes to test your memory.
4	Brain dumps- writing down everything that you remember about a topic.
5	Exam questions - Using the BBC bitesize links complete the quizzes and questions on the page. Alternatively ask your class teacher for some exam style questions.

# LEARNING CHECKLIST

YEAR 7 - SUMMER TERM

MFL



What do you need to know about?		RAG		
Key Phonics for Spanish: <a href="#">Click here to be taken to the revision resource</a>				
Key vocabulary	Family members			
	Describing people's appearance			
	Describing people's personality			
	Birthdays			
	Pets			
	Daily routines & breaktime in school			
	Classroom objects			
	Places in school			
	Modes of transport			
	Opinions of subjects and teachers			
	Free time activities			
	The weather			
Grammar points	Present tense verbs			
	The irregular verbs 'to have' and 'to be'			
	Adjectives			
	Genders of nouns			

## TOP TIPS FOR REVISION

Make sure you revise the following vocabulary and grammar topics. You can use your Knowledge organiser or look for the vocab lists and grammar videos on This is School. Make sure you use a range of strategies to memorise vocab, including self-testing, look-cover-write-check and flashcards.



# LEARNING CHECKLIST

YEAR 7 - SUMMER TERM

MFL - B



What do you need to know about?		RAG		
Key Phonics for Spanish: <a href="#">Click here to be taken to the revision resource</a>				
Key vocabulary	Family members			
	Describing people's appearance			
	Describing people's personality			
	Birthdays			
	Pets			
	Daily routines & breaktime in school			
	Classroom objects			
	Places in school			
	Modes of transport			
	Opinions of subjects and teachers			
	Free time activities			

## FIVE TOP TIPS FOR REVISING



1	Brain dump the key vocabulary for the section you are revising.
2	Check your Knowledge Organiser or use This is School (Vocab / Nutty Tilez > Curriculum Preferences / CELT Schools) and check the vocabulary on there.
3	Create flashcards of the words that you have forgotten and test yourself on those each day.
4	Use This is School regularly to practise the themes you are least confident with.
5	Work with a friend / someone at home and get them to test you. When you can recall them easily without having to think about it, even after several days, you know you have learnt them.

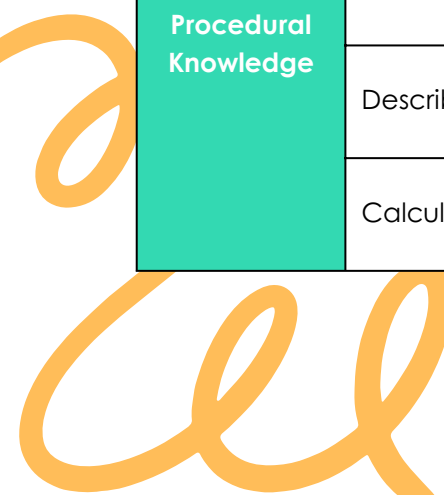
# LEARNING CHECKLIST

YEAR 7 - SUMMER TERM

GEOGRAPHY



	What do you need to know about?	RAG		
	What I need to know and be able to do			
Declarative Knowledge	Describe the formation of tides.			
	Describe the formation of waves.			
	Compare the characteristics of destructive and constructive waves.			
	Describe coastal erosion.			
	Explain how coastal erosion creates headlands and bays.			
	Explain how coastal erosion creates stumps.			
	Describe coastal transportation processes.			
	Explain how long-shore drift creates spits.			
	Fieldwork application - enquiry question			
Procedural Knowledge	Describe location of a place on an OS map.			
	Describe distribution of a map.			
	Describe and compare pie charts.			
	Calculate the range.			



# LEARNING CHECKLIST

YEAR 7 - SUMMER TERM

HISTORY



What do you need to know about?	RAG		
The contenders of the throng in 1066			
The Battle of Hastings			
The Feudal System			
The Wars of the Roses			
Mary I			
Henry VIII and the Reformation			
Elizabethan portraits			
The Spanish Armada			
Elizabethan explorers			
Long-term causes of the Civil War			
Short-term causes of the Civil War			
The New Model Army			
Experiences of women			
Impact of the Civil War			
Witchcraft			

## FIVE TOP TIPS FOR REVISING



1	Use Mind Maps for Big Picture Revision.
2	Use timelines to understand the chain of cause and consequence.
3	Remember, you need a good overall understanding, specific details are additional. For these use flashcards.
4	Warning – sensitive viewers may need parental supervision for the following clips.
5	<a href="#">Click here to be taken to the online revision resource</a>

# LEARNING CHECKLIST

YEAR 7 - SUMMER TERM

ART

What do you need to know about?	RAG		
Monoprinting and texture: Monoprinting creates a single unique print, often using natural objects like leaves to produce textured patterns.			
Formal elements of art: Artists use key elements such as line, shape, colour, tone, texture, pattern, form, and space to build and analyse artwork.			
Artist research and Mark Hearld: Artist research involves analysing style and influences, such as Mark Hearld's use of bold colour, pattern, and expressive mark making inspired by nature.			
Collage and materials: Collage combines layered materials to create texture, colour, and pattern, with careful planning needed for composition.			
Media techniques: Different media like watercolour and oil pastels create effects through layering, blending, and texture, influencing the final outcome.			
Composition and successful artwork: Good artwork uses composition, tone, and careful technique to guide the viewer's eye while presenting ideas clearly and creatively.			

## FIVE TOP TIPS FOR REVISING



1	Refer to Knowledge Organiser set on Class charts.
2	Use revision time in lesson, to look through sketchbook and Do It Now Booklet, remembering key facts and information.
3	Recognise and remember the styles of the artists learnt.
4	Make a flash cards with 8 key facts – learn them and test yourself!
5	Write down or tell someone as much as you can about the Art keywords and definitions.

# LEARNING CHECKLIST

YEAR 7 - SUMMER TERM

COMP SCI

What do you need to know about?	RAG		
<p>Internet Safety Cyberbullying, reporting concerns, phishing and scams. <a href="#">BBC Bitesize revision resource</a></p>			
<p>Computer Hardware - components Key computer components and their functions, including CPU, RAM and storage. <a href="#">Components resource</a></p>			
<p>Computer Hardware - input, output and processing Input devices, output devices, processing and how data moves through a system. <a href="#">Hardware resource 1</a> and <a href="#">Hardware resource 2</a></p>			
<p>Data storage How computers store data, storage devices and why capacity matters. <a href="#">Data storage resource</a></p>			
<p>Binary Binary numbers, bits, bytes and representing data using 0s and 1s. <a href="#">Binary and encryption resource</a></p>			
<p>Encryption Why encryption is used and how it helps protect information. <a href="#">Binary and encryption resource</a></p>			
<p>Programming in Scratch - variables How variables store values and change while a program runs. <a href="#">Scratch programming resource</a></p>			

## FIVE TOP TIPS FOR REVISING



1	Create flash cards for key vocabulary such as phishing, CPU, RAM, binary and variables.
2	Practise quick questions: binary values, hardware functions, input/output examples and safety scenarios. Use your whiteboard for Binary to Denary and vice versa conversions.
3	Use Scratch to rebuild a small program with a variable and an IF statement.
4	Make a one-page mind map for each topic using the links and your class notes.
5	Use onenote.com to look over all lesson resources.


# LEARNING CHECKLIST

YEAR 7 - SUMMER TERM

DESIGN TECHNOLOGY



What do you need to know about?	RAG		
What is iterative design process?			
Health & Safety rules within the workshop			
6 R's of Sustainability - Reduce, Reuse, Recycle, Rethink, Repair and Refuse.			
PPE (Personal Protective Equipment) - Items worn to keep you safe, like gloves, goggles, or helmets.			
Annotation - Labels explaining a design including the materials and processes that will be used.			



## FIVE TOP TIPS FOR REVISING



1	Do a little bit of revision and repeat it often - small chunks.
2	Mindmap key knowledge from your Knowledge Organiser.
3	Sticky note facts — place quick facts around your room for daily recall.
4	Make flash cards to help you revise key facts.
5	Brain dumps – write down or tell someone as much as you about the topic in one minute.

# LEARNING CHECKLIST

YEAR 7 - SUMMER TERM

DRAMA



What do you need to know about?	RAG		
Tableau: A successful tableau uses stillness, silence, and clear facial and body expressions to communicate meaning.			
Narration: Effective narration requires clear speech, controlled movement, and appropriate emotion to match the story.			
Performance skills: Drama relies on combining body language and vocal techniques such as tone, pace, and projection to express ideas.			
Creating tension: Tension is built through careful use of pace, physicality, voice, and structure to engage the audience.			
Devising drama: Devising requires teamwork, creativity, and refinement through practice to create a clear and engaging performance.			
Dramatic techniques: Techniques like unison, canon, and slow motion are chosen to communicate meaning effectively to an audience.			

## FIVE TOP TIPS FOR REVISING



1	Focus on one topic at a time.
2	It is better to revise little and often.
3	You can make flash cards for each topic.
4	Use your knowledge from your 'Let's do it now' tasks.
5	Write down or tell someone as much as you can about the drama keywords and definitions.

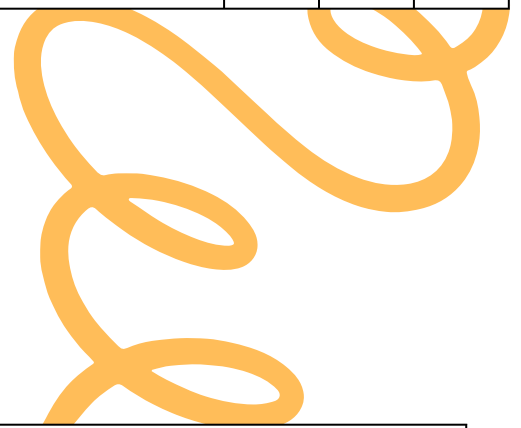
# LEARNING CHECKLIST

YEAR 7 - SUMMER TERM

FOOD



What do you need to know about?		RAG		
Protein & Meat Science	HBV proteins, meat/fish/poultry sources, protein deficiency/excess, high-risk foods, cooking meat & coagulation			
Vitamins, Calcium & Bone Health	Vitamins A & D, calcium sources, bone health, dairy storage, bacteria growth in dairy, dairy food structures			
Fibre, Nuts & Seeds	Soluble vs insoluble fibre, seasonality/classification of beans & seeds, unsaturated fats in nuts, storage, fermentation			
Carbohydrates & Grains	Starch, grain structure, staple foods, wholegrains, food spoilage, gelatinisation			
Food Safety & Food Science	Storage of high-risk foods, bacterial multiplication, spoilage, cooking processes, coagulation, fermentation & gelatinisation			



## FIVE TOP TIPS FOR REVISING



1	Do a little bit of revision and repeat it often - small chunks.
2	Mindmap key knowledge from your Knowledge Organiser.
3	Test yourself on storage rules, spoilage signs, and bacterial growth conditions.
4	Make flash cards to help you revise key facts.
5	Brain dumps – write down or tell someone as much as you can about the topic in one minute.

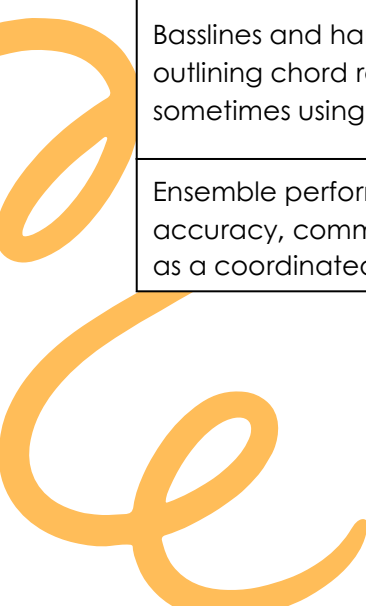
# LEARNING CHECKLIST

YEAR 7 - SUMMER TERM

MUSIC



What do you need to know about?	RAG		
Time signatures and rhythm: Time signatures (such as 4/4 and 3/4) organise beats in a bar and help performers keep a steady pulse and rhythm.			
Scales and key signatures: Scales are ordered sets of notes, and key signatures show which sharps or flats are used to define the key of a piece.			
Chords and triads: Chords are groups of notes played together, often built as triads, and create harmony and mood in music.			
Chord progressions: Chord progressions are sequences of chords that form a musical "story" and provide structure and emotional direction.			
Basslines and harmony: Basslines support harmony by outlining chord roots and adding movement, sometimes using patterns like walking bass.			
Ensemble performance: Success requires timing, accuracy, communication, and role clarity to perform as a coordinated group.			





**BODMIN**  
COLLEGE

