

KEY WORDS

SPELLING DEVELOPMENT KS3



Dear Parent/Carer

As part of your child's KS3 curriculum, we are keen to improve, not only, subject knowledge but also literacy skills. As you know, this essential element of education is taken very seriously both by our staff and by parents/carers of students attending the College.

This booklet contains the key words from each subject area for KS3 and some spelling strategies to help. We hope this will support your child in practising and learning these words, as well as in them being able to apply the independent learning skills developed to assist learning in the future. This learning will improve your child's communication in their subjects.

The school will run spelling competitions across the year group to encourage engagement with this learning.

If you have any questions or wish to discuss further strategies please do not hesitate to contact your child's tutor, teachers and/or the SENDCo, Miss J Wright.

Mrs E Plunkett

SPELLING STRATEGIES

- Look, cover, write, check
- Break it into syllables (e.g. re - mem - ber)
- Break it into affixes (e.g. dis - cover)
- Words within words (e.g. tragedy - rage)
- Use analogy (e.g. bright, light, night)
- Say it as it looks - stress unstressed vowels (e.g. Wed - nes - day)
- Use etymology (e.g. bi + cycle = two + wheels)
- Use word families (e.g. muscle - muscular)

ART



Year 7

Year 8

abstract
acrylic
block printing
charcoal
collage
collection
complementary colour
composition
colour
crosshatch
dimension
display
easel
exhibition
foreground
frieze
gallery
illusion
kiln
landscape
mono printing

observational drawings
palette
perspective
portrait
positive & negative shape
primary
secondary
tertiary colour
sketch
spectrum
texture
tints and shades
tone

**PSHE
CITIZENSHIP**




Year 7


Year 8

disaster
refugees
cholera
asylum
poverty
starvation
charities
economy

amenity
immigration
migration
emigration
boundary
comprehensive
climate

TECHNOLOGY	
Year 7	Year 8
hydrodynamics vacuum former polystyrene sheet BDMS bar testing modification improvement	cam eccentric cam follower medium density fibreboard (MDF) try square marking gauge finger joint

DANCE	
Year 7	Year 8
<p> action jump turn travel stillness gesture balance space direction pathway levels dynamics speed force flow relationships canon unison solo duet trio quartet quintet rhythm motif </p>	<p> technical skills focus alignment posture extension projection flexibility strength stamina movement memory expressive skills intention musicality flow of energy group formations </p>

<p style="text-align: center;">DRAMA</p>	
<p style="text-align: center;">Year 7</p>	<p style="text-align: center;">Year 8</p>
<p>genre comedy tragedy melodrama plot character audience tableau (x) freeze frame still image thought tracking slapstick stage combat slow-motion persuasion advertisement slogan jingle catch-phrase iambic pentameter voice hot-seating</p>	<p>script characterisation improvisation spontaneous gothic horror scene staging thrust stage theatre-in-the-round proscenium end-on traverse story board focus choreography vox pop semiotics dramatic tension climax atmosphere conscience alley</p>

ENGLISH and Media	
Year 7	Year 8
rhetorical devices statistics opinions facts emotive language repetition anecdote persuade argument personification alliteration simile narrative resolution haiku ballad inference deduction empathy vocabulary	cultures speaker culture identity oxymoron belief tradition context audience image strapline font editorial onomatopoeia interpretation gothic pathetic fallacy promotional

GEOGRAPHY



Year 7

Year 8

abroad
function
poverty
amenity
globe
provision
atlas
habitat
region/regional
authority
infrastructure
rural
climate
international
settlement
contour
landscape
situation
country

latitude
tourist/tourism
county
location
transport
transportation
desert
longitude
urban
employment
nation/national
wealth
erosion
physical
weather
estuary
pollution

HISTORY




Year 7

Year 8

cause
consequence
evidence
source
useful
reliable
accurate
biased
typical
significance
Medieval
feudal
soldier
peasant
rebellion
disease
empire
poverty
colony
wealth


Britain
government
parliament
industrial revolution
cholera
health
Blitz
morale
dictator
alliance
weapon
soldier

ICT	
Year 7	Year 8
<p>primary source secondary source copyright law computer misuse software licence exemption copyright patent acknowledge expires</p>	<p>cell row column formula active cell cell referencing functions table function</p>

MATHEMATICS**Year 7****Year 8**

addition
equilateral
perpendicular
adjacent
estimate
positive
alternate
equation
quadrilateral
angle
fraction
questionnaire
amount
graph
radius
approximately
guess
ratio
average
horizontal
recurring
axis/axes
isosceles
reflect
reflection
calculate
kilogram
regular
irregular
centimetre
kilometre
rhombus
circumference
litre
rotate
rotation
corresponding

denominator
parallel
parallelogram
tonne
diameter
negative
vertex
vertices
digit
numerator
vertical
divide
division
percentage
volume
perimeter
weight
measure
square
co-ordinate
metre
subtraction
decimal
minus
symmetry
symmetrical
degree
multiply
multiplication
triangle
triangular

MUSIC	
Year 7	Year 8
keyboard performing hand position melody listening feedback	elements sound dynamics duration texture timbre silence stimuli

PHYSICAL EDUCATION




Year 7

Year 8

active
activity
injury
qualify
agile
agility
league
relay
athletic
athlete
medicine
squad
bicep
mobile
mobility
tactic
exercise
muscle
tournament
field
personal
triceps
gymnastic
pitch
hamstring
quadriceps

attack
defence
warm-up
cool-down
preparation
timing
challenge
pacing
distance
relationships
assessment
speed
direction
synchronise
canon
action
stance
accelerate
technique
officiate
body-position
physiological changes
abdominals

RELIGIOUS EDUCATION	
Year 7	Year 8
<p>Bible Jesus Disciple Muhammad Qur'an Testament Marriage Christening Funeral Heaven Angel Church Mosque Buddha Buddhism Christianity Islam</p>	<p>altar lectern pulpit pews font candle parable Samaritan Prodigal Paranormal Prayer</p>

SCIENCE



Year 7

Year 8

investigate
reliability
reliable
environment
adaptation
competition
organisms

solution
evaporate
parallel
dissolve
concentration
ammeter
circuit
voltage

FRENCH	
Year 7	Year 8
<p> bonjour au revoir je m'appelle Ça va? bien merci s'il vous plaît j'ai je n'ai pas il y a et mais aussi j'aime je préfère je déteste </p>	<p> je vais nous allons aller assez très parce que c'est vraiment normalement quelquefois de temps en temps d'abord souvent après avant cependant </p>

SPELLING STYLES CHART

Auditory

- say the word
- sound it out saying each letter or blend or syllable
- spell it out aloud
- spell it out aloud and write it as you say it
- check for accuracy and write it again; check again
- hide your original and spell it out aloud again but this time in a funny voice or to a tune
- try it again this time speeding it up or slowing it down
- write it out; check for accuracy

Kinaesthetic

- look at the word; trace it with your index finger as you say the letters
- close your eyes and feel the letters as you trace the word with your index finger
- write the word; check for accuracy
- try the same but with your other index finger, then both at once - this is hard!
- write it in the air.
- write it in sand.
- with a partner trace a word onto their back; then they guess the word... swap
- walk the word in the playground
- move with it, write it, check it...

Visual

- look at the word; say it aloud pronouncing all the sounds
- close your eyes and see the letters as you spell the word
- open your eyes and write the word
- check for accuracy and write it again
- imagine seeing each letter in a room in your house, perhaps on a particular table. Walk round your house, in your mind, and remember the spelling
- look up to the left, close your eyes, and see the word in a bright colour
- hide your original; write it again and check for accuracy and write it again in another colour
- do it again three times...
- use strategies from the other three pages

Multi-Sensory

- close your eyes and see the letters as you say the word and trace the shape out onto the desk, your partner's back or in the air in front of you
- open your eyes and write the word
- check for accuracy and write it again
- speak it into an inflated balloon and feel the sensations of the phonemes (be very careful not to pop and inhale the balloon's skin - this could make you choke)
- look up to the left, close your eyes, and see the word in a bright colour and say each letter
- do it again three times...